




FSTN Graphic COG LCD Display with ST7567 IC and Custom Size Options in Transflective/Transmissive/Reflective Modes

Our Product Introduction


Basic Information

- Place of Origin: China
- Brand Name: BBI
- Certification: ISO90001 RoHS
- Minimum Order Quantity: 1000
- Price: 0.7-7USD
- Packaging Details: CARTON
- Delivery Time: 3-47WEEKS
- Payment Terms: T/T
- Supply Ability: 100000/MONTH



Product Specification

- Production Technology: COG
- Bonding Mode: COG
- Contactor: FPC
- Operatingtemperature: 0°C TO + 50°C,-10°C TO + 60°C,-20°C TO + 70°C,
- Voltage: 2.8V,3.0V, 3.2V,3.6V,4.0V,4.5V,5.0V
- Viewing Angle: 12 O'clock Direction
- Lcd Type: 12864 COG Lcd
- Screen Size: Customized
- Highlight: **ST7567 IC LCD Display, Custom Size LCD Module, Transflective LCD Panel**



for more products please visit us on lcdftscreen.com

Product Description


FSTN Graphic COG 128x64 LCD Module, 128x128 Dot Custom Size LCD Panel

Product Specifications

Type	Dot Matrix LCD
Storage Temp	0~50, -10~60, -20~+70 , -30~80
Voltage	2.8~8.7V
Connector	FPC
Driving Method	Custom
Polarizer Type	Transflective/Transmissive/Reflective

Detailed Parameters

Item	Content	Description
1	LCD Type	12864 COG LCD
2	Outline Size	45.1*38.2mm
3	VA Size	41*32.5mm
4	Viewing Direction	12 O'clock
5	Voltage	2.8V,3.0V, 3.2V,3.6V,4.0V,4.5V,5.0V
6	IC	ST7567
7	Operation temp	0°C TO + 50°C,-10°C TO + 60°C,-20°C TO + 70°C
8	Storage temp	-10°C TO + 60°C, -20°C TO + 70°C,-30°C TO + 80°C
9	Contacting	FPC





Core Technology and Performance

Display Technology

Utilizes FSTN (Fringe Stacked Thin Film Compensation Vertical Alignment) forward display mode. Some models also support DFSTN (Double Film Stacked Thin Film Compensation) technology, combined with fully transparent polarizing film. The backlight can pass through completely, ensuring clear display effects in both bright and dark environments, with high contrast for characters and graphics.

Process Design

Utilizes COG (Chip on Glass) technology, directly bonding the driving chip onto the glass substrate, eliminating the need for traditional PCB boards and connection components, achieving ultra-thinness of the module. For example, the 2.4-inch model has an external size of only 57.5x41.7x4.3mm, and the 2.8-inch model is only 74x48x5.4mm.

Electrical Parameters

The working voltage is mostly 3.3V. The common driving chips are ST7567, ST7565R, etc. They support MCU interfaces. Some models are compatible with SPI. The electrostatic discharge (ESD) resistance reaches ESD 8KV. The operating temperature range is -20 to 70 , suitable for complex environments.

Display Effect

Resolution is 128x64 dot matrix. The dot pitch varies from 0.41x0.37mm to 0.51x0.51mm depending on the model. Some products are equipped with red, green, and blue backlight or yellow-green backlight. The display content includes text, simple graphics, and icons.

Main Applications

Instrumentation: Core display component for industrial multimeters, oscilloscopes, pressure gauges, etc., used to display measurement data, equipment status and operation menus.

Portable medical equipment: Displays patients' physiological indicators in glucose meters, blood pressure monitors, and portable electrocardiogram machines. Its low power consumption and wide temperature range characteristics are suitable for medical stability requirements.

Industrial control: On control panels of industrial automation equipment, presents operation parameters and alarm information. The high reliability of COG process adapts to complex industrial environments.

Embedded systems: Compatible with controllers like Arduino and C8051, often used in human-computer interaction interfaces for small embedded projects such as smart home controllers and industrial control terminals.

Frequently Asked Questions

I want the LCD display 8 digits and the outline size is 65x30x2.8mm?

No problem. Firstly, please kindly send us your specification/drawing paper. If you don't have the specification, you can also provide your samples; we will recommend the suitable one if it is standard products. Or we can customize for you based on your own requirement.

This LCD is just what we want, but it is big size, do you have any smaller size? And the display content need to be changed a little.

For the segment type LCD module, if you need modify the outline size or display content, a new LCD glass module is needed. We have to open new tooling for you.

This LCD display is HTN type, but I want STN type, can you make?

That's all right. We can change for you as per your request.

I want customize a new LCD module. Can you do?

Yes, we can. Please send your drawing paper. If you don't have one, please advise the outline size of the LCD display, display information (Glass thickness, Polarizer, Display Type, Connector mode, Storage Temp, Operating Temp, Supply Voltage, Viewing direction, drive condition), we can customize for you.

What is leading time for tooling?

Generally speaking, it will cost 15 to 25 days after drawing paper confirmation and tooling charge payment. We can report you the exact time when you confirm the drawing paper.

Can you send us samples for checking?

Yes. Samples order is available.

What is the Leading Time?

If we have stock for the standard ones, the leading time is one day after payment. If it is the mass production for special ones, the leading time is about 15-30 days. If we can finish earlier, we will report the information in advance.



Dongguan Bibuke Electronic Technology Co., Ltd.



+8613711912723



Jack@smartwinlcd.cn



lcdtftscreen.com

Shangyu Commercial Centre Chang'an, Dongguan, Guangdong, China 523881